

INTRO

Product Information

edge
..... design



Intro.....

a range providing comfort and style in the form of a modular system with endless configuration possibilities, units are available with or without backrest and power and data modules increase the versatility of this range.

Standard Features

Frame:
FSC Plywood and furniture grade fibreboard

Base:
Sled frame 50mm x 6mm flat bright steel

Foam:
Combustion Modified High Resilience (CMHR)

Finish:
Metallic silver

Optional Extras













Two tone upholstery
Air Charge unit

Power and data module
(fitted in INT330 arm)



Chrome sled base

Dimensions

Model	INT300	INT301	INT302	INT303	INT304	INT305
						
Back Height	-	13.39	13.39	13.39	-	13.39
Seat Height	16.93	16.93	16.93	16.93	16.93	16.93
Seat Depth	30.31	22.05	22.05	22.05	30.31	22.05
Overall Depth	30.31	30.31	30.31	30.31	30.31	30.31
Overall Width	30.31	30.31	30.31	30.31	48.03	59.84
Back Width	-	22.05	22.05	22.05	-	51.57
Arm Height	-	29.53	29.53	29.53	-	29.53
Model	INT306	INT307	INT308	INT309	INT310	INT330
						
Back Height	13.39	13.39	-	-	-	-
Seat Height	16.93	16.93	-	-	-	22.44
Seat Depth	22.05	22.05	-	-	-	-
Overall Depth	30.31	30.31	30.31	30.31	30.31	30.31
Overall Width	30.31	30.31	22.44	22.44	22.44	10.63
Back Width	51.57	51.57	-	-	-	-
Arm Height	29.53	29.53	-	-	-	-

All measurements in inches

Environmental

Recycled Content: 9% (est)

Recyclable Content: 35%

Edge Design and Pledge Chairs manufacture in the united Kingdom and are a "True Manufacturer" producing wooden, steel and upholstered products at our site in Leighton Buzzard. We are committed to the efficient use of energy and continually review our processes to reduce environmental impact seeking to utilize technologies which minimise energy and material consumption in our products and services.