

# TONIC

Product Information



*Tonic.....*

*Provides a compact efficient seating solution for many environments, used singularly or in groups to provide a feature with style.*

## Standard Features

### Shell:

Laminated wooden one piece seat and back

### Foam:

Combustion Modified High Resilience (CMHR)

### Arms:

Chrome tubular steel, 16mm high tensile round tube

### Base:

TC01 & 02 - Polished aluminium four star swivel base with black nylon glides





Self-centring swivel

TC03 & 04 - Chrome tubular steel sled base, 16mm high tensile round tube

## Optional Extras

Two tone upholstery

## Dimensions

Model	TC01	TC02	TC03	TC04
				
Back Height	15.75	15.75	15.75	15.75
Seat Height	17.72	17.72	17.72	17.72
Seat Depth	16.93	16.93	16.93	16.93
Overall Depth	23.23	23.23	23.23	23.23
Overall Width	19.29	21.26	19.29	21.26
Back Width	18.11	18.11	18.11	18.11
Arm Height		27.56		27.56

*All measurements in inches*

## Environmental

**Recycled Content:** 10% (est)

**Recyclable Content:** 20%

Edge Design and Pledge Chairs manufacture in the united Kingdom and are a "True Manufacturer" producing wooden, steel and upholstered products at our site in Leighton Buzzard. We are committed to the efficient use of energy and continually review our processes to reduce environmental impact seeking to utilize technologies which minimise energy and material consumption in our products and services.