

Paper Storage specifications



Construction:

Unit is constructed using ¾" thick particle board with thermal-fused laminate on both sides with 1" TFL top over ¾" subtop. All edges are finished using 3mm PVC edge banding. Each unit has built-in corner levelers which are accessible from the inside for easy leveling of the unit or 3" heavy-duty casters (two locking and two non-locking) for mobility. Five-knuckle hinge with 270 degree opening. Contemporary satin stainless steel pull style handles and integrated design locks (optional).

Assembly:

Each unit is factory assembled using dowel construction.

Shipping Class:

125

Model Numbers:

MODEL NO	W X D	HEIGHT	# OF SHELVES / DRAWERS	WEIGHT
SS1000	48 X 30	36	20	285
SS1000-AC	48 X 30	36	20	300
SS1010	48 X 30	36	20	400
SS1010-AC	48 X 30	36	20	415
SS1020	48 X 30	36	30	310
SS1020-AC	48 X 30	36	30	325
SS1025	48 X 30	36	30	355
SS1025-AC	48 X 30	36	30	370

SS1000



SS1000-AC



SS1010



SS1010-AC



SS1020



SS2010-AC



ART PORTFOLIO STORAGE

Construction Standards

AWI custom and premium grade standards

Fully finished back and edges

One convenient location to store student's art portfolios, canvases or drawing boards

Three fixed shelves with 36 removable, powder-coated wire dividers provide flexibility for storing up to 39 portfolios or canvases of various sizes, upto 2" wide

Unique doweled construction and 3/4" thick casebody construction and double-sided thermal fused laminate throughout delivers a superior built cabinet

1" matching top with 3mm PVC edge trim

Built in levelers with glides (accessible from the inside) compensate for uneven floors and ensures ease of movement when relocation of cabinet is desired

GREENGUARD Certified


10-year warranty



Model SS3000



36 powder-coated, removable wire dividers allow for flexibility in storing student art portfolios, engineering drawings or design projects. Unit also constructed with three, 1" thick fixed shelves




Easily accessible built-in levelers keeps the unit level on uneven floors



Art Portfolio TFL Colors and Matching Edge Banding Selection



From Left to Right: Hardrock Maple (-HM), Pacific Maple (-PM), Wild Cherry (-WC), Warm Walnut (-WW), Folkstone (-FS)




All finished edges and flush back gives the appearance of fine furniture

High Density Storage specifications

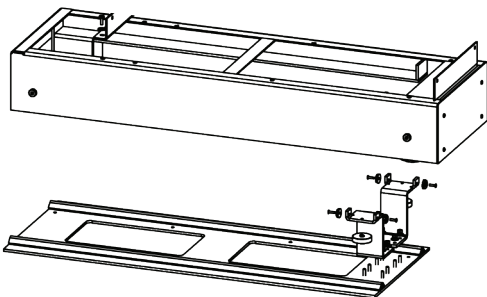
Cabinet Construction:

Unit is constructed using 3/4" thick particle board with thermal-fused laminate on both sides with 1" TFL top over 3/4" subtop. Fully finished back and all edges are finished using 3mm PVC edge banding. Standard cabinet size is 15.5"W x 36.7"D x 77.61"H and has total of five 1" thick shelves, 2 fixed and 3 adjustable with anti-tip double clip pins. Cabinet can be installed to face either direction and features a 9.875"L x .5" diameter handle in brushed stainless steel finish. Each cabinet also has an anochrome steel finish 2.938"W x 1.5"H label holder.



Mobile Base Components:

Mobile base unit is constructed from heavy-duty 10-gauge steel in black matte finish. 6" wheels in front and 4" v-groove rollers in the back roll on 1/4" thick heavy-duty track plate which is mounted to the floor. Cabinet attaches to the mobile base unit via included joint bolt connectors. Typical overall assembled dimensions of each cabinet mounted to the base unit is 15.5"W x 48.25"D x 84.375"H.



Assembly:

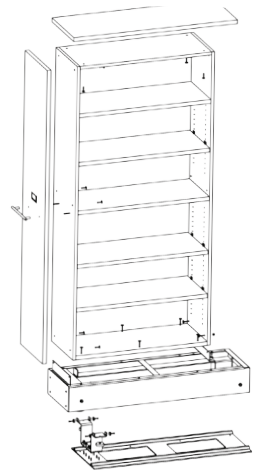
Each cabinet unit is factory assembled using dowel construction. Base unit must be attached to the floor for safety reasons; hardware for mounting to the floor is not included as floor substrate materials is unknown. Mounting high density storage units to a carpeted floor is not recommended unless carpet is commercial grade without a foam pad. If floor level varies by more than 1/8" over a 3 foot span, installation in another location is recommended. (Find assembly instructions at www.wibenchmfg.com)

HD Storage Model Numbers:

Call 1-800-242-2303 to speak with our Estimating team regarding your high density storage needs.

Shipping Class:

125



Specs subject to change.

Tote Storage Units

specifications

Construction:

Unit is constructed using ¾" thick particle board with thermal-fused laminate on both sides with 1" TFL top over ¾" subtop. All edges are finished using 3mm PVC edge banding. Each unit has built-in corner levelers which are accessible from the inside for easy leveling of the unit or 3" or 4" heavy-duty casters (two locking and two non-locking) for mobility. Five-knuckle hinge with 270 degree opening. Contemporary satin stainless steel pull style handles and integrated design locks (optional).

Model Numbers:

MODEL NO	W X D	HEIGHT	# OF TOTES	WEIGHT
SS2010	28 X 24	46	20	188
SS2010-AC	28 X 24	48	20	203
SS2015	28 X 24	46	20	238
SS2015-AC	28 X 24	48	20	253
SS2020	42 X 24	46	30	267
SS2020-AC	42 X 24	48	30	282
SS2025	42 X 24	46	30	312
SS2025-AC	42 X 24	48	30	327
SS2030	42 X 24	68	48	382
SS2030-AC	42 X 24	72	48	397
SS2035	42 X 24	68	48	462
SS2035-AC	42 X 24	72	48	477

Tote Trays:

A pioneering design from Certwood, the Glide & Tilt™ runner module with integrated Arrestor & Tilt feature holds clear trays in an angled open position allowing easy access and clear view of tray contents. Tote trays feature square corner design to allow paper up to size 11"x 14" to be stored flat, preventing curling or buckling of paper edges.

Shipping Class:

125

Assembly:

Each unit is factory assembled using dowel construction.



Specs subject to change.

V070113



Rhapsody[®]

repositionable music storage

LET
WB MANUFACTURING
ORCHESTRATE YOUR
SOLUTIONS FOR
STORING STUDENT
INSTRUMENTS,
UNIFORMS AND
FOLIOS WITH
THE RHAPSODY
REPOSITIONABLE
MUSIC STORAGE
COLLECTION.

WB

MSRC-6 Shown in
Wild Cherry


wibenchmfg.com

MAXIMIZE YOUR INVESTMENT WITH WB MANUFACTURING'S REPOSITIONABLE MUSIC STORAGE!

Developed using the same construction standards as our popular "REplay" cabinets, Rhapsody Music Storage features stand alone cabinets that install easily and let you arrange, re-arrange and add to your music room as your needs change, or "RE-play" your cabinets into any room, at any time.



Completely finished backs and toe kicks and built-in levelers allow cabinets to be installed like furniture leaving walls and flooring untouched minimizing labor and remodeling cost. Add additional cabinets in the future or add custom cabinets to get exactly what you need.



M6400 Shown in
Pacific Maple



M7503-AC Shown in
Hardrock Maple

ORCHESTRATE YOUR MUSIC STORAGE

WB Manufacturing offers more than 100 standard cabinets, featuring countless compartment options for clarinets to flugelhorns, trombones to timpanies, uniforms to folios. WB Manufacturing, in-tune with all your music storage needs.



CONSTRUCTION HIGHLIGHTS

3/4" Casebody

3/4" Double-Side Thermal Fused Laminate Fully Doweled Construction, 1" Matching Top, Finished Back and Toe Kick, Matching 3mm Edge Banding and Built-In Levelers Adjustable from Inside the Cabinet.

Grille Doors

Fully Welded One-Piece Wire Grille Doors, Padlock Ready with Integrated 5 Knuckle Hinge and Label Holder.

(Open cabinets or laminate doors also available.)

Lotz Armor Edge™ Shelves

Fluted for Ventilation, Finished on Top and Front Edge with Our Durable Lotz Armor Edge™ Spray-On Polyurea Coating... It's practically indestructible.

6 Standard Colors



Folkstone
(-FS)



Hardrock
Maple (-HM)



Solar Oak
(-DX)



Pacific Maple
(-PM)




Wild Cherry
(-WC)



Black
(-BK)

Wilsonart #60 Matte collection also available.
Contact Customer Service for details.

DESIGN. BUILD. DELIVER.



Fully doweled
3/4" thermal
fused laminate
construction



Heavy-duty
5-knuckle hinge
welded directly
to grille door



Fully finished
back, toe kick
and edges



Built-in leveler,
adjustable from
inside the cabinet



SPACE SAVING, HIGH-DENSITY STORAGE UNITS

High-density storage units provide the perfect solution for storing band and choir accessories like bulky headgear and hand-held percussion pieces or for archiving sheet music. Sleek design fits into small spaces and pull-out shelving units require no aisle space for accessing stored materials. High-density, roll-out design saves on valuable floor space, storing more in 50% less space than lateral files, traditional filing cabinets or shelving.

We offer a variety of storage solutions to meet your specific storage problems. WB Manufacturing's professional staff offers free design service and expertise to ensure your project's success from beginning to end.

We Can.

DESIGN. BUILD. DELIVER.



Contact Customer Service at
800-242-2303 to request a
professional assessment of your
storage project today.

WB Manufacturing
507 E. Grant St., Thorp, WI 54771

P 800.242.2303 | F 715.669.5929

